

LONGINES | FEI™ JUMPING WORLD CUP™

My Dream Jump
CHALLENGE

ALL YOU NEED TO KNOW

Are you ready to design **YOUR DREAM JUMP?**

Then check out this guide to help you design the perfect jump that might make you the winner!

With several incredible prizes on offer from our generous partner, Longines, the #MyDreamJump Challenge could see your jump take centre stage at the Longines FEI Jumping World Cup™ Final in Omaha, April 2023. Time to let your creativity reach new limits!

Here are some tips for designing your own obstacle for the Longines #MyDreamJump Challenge.



How to HELP THE HORSES

Horses have a reduced colour vision compared to humans, this means they cannot see vivid colours very well, but mainly see colours as a continuous range from blue to yellow.

We suggest using a mix of colours to make your jump stand out from the arena footing & background is key to success.

We recommend using the Longines Dark Blue (navy). This can be found within the Longines brand guidelines which is downloadable on page 7.

Tip: Mix colours on the poles & planks to help the horses.

Super Tip: Horses see white, fluorescent yellow and bright blue the best.



Obstacle **ELEMENTS**

Multiple elements can be used to build an obstacle.
There can be multiple designs and layouts using both poles and planks.



Poles

Rounded bars
in between Wings

Planks

Long rectangles elements
between Wings

Wings

Set of uprights known as Wings
(elements on the side supporting the poles)

Water tray


Known as a Liverpool, this water tray
rests on the floor under the jump

Fillers

Solid objects on the floor
under the jump that fill space,
often branded or colourful
such as flowers

Obstacle **ELEMENTS**

If you are using Photoshop or Illustrator to create your obstacle, you can download these fully editable elements here [**\(obstacle pack 1\)**](#).




Types of **OBSTACLE**


Need some more inspiration? Click on an obstacle below to download [obstacle pack 2](#) of our fully editable and ready to print templates!




Vertical



Oxer




Triple bar




Wall



Liverpool



Water jump



Double combination



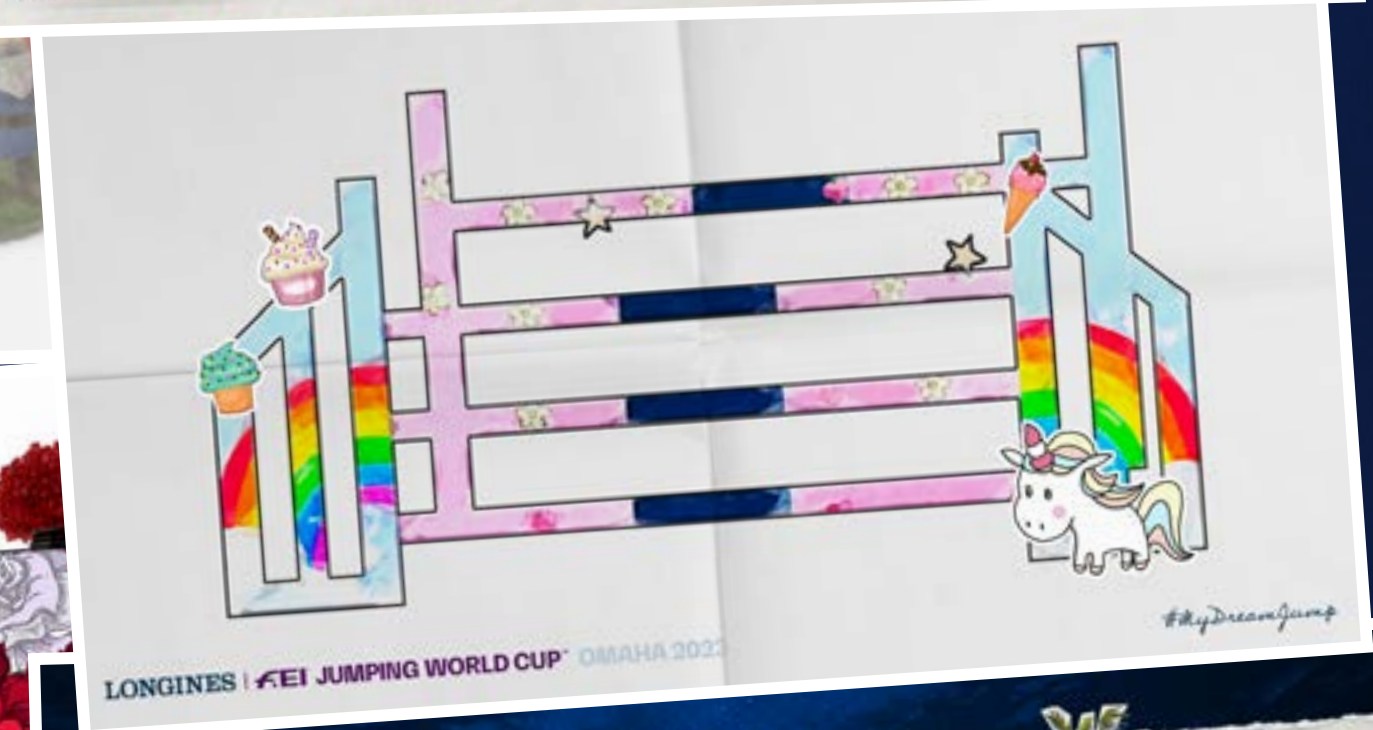
Triple combination

OBSTACLE *design assets*

Support materials and logos
can be downloaded from below:

↓ [Longines brand guidelines and logo](#)

↓ [Longines FEI Jumping World Cup™ logo](#)



Example designs

LONGINES | FEI™ JUMPING WORLD CUP™

SHOW YOUR TALENT TO
the Equestrian world

#MYDREAMJUMP #LONGINES #TIMETOBEAT